

PRODUCT RANGE

2012

SINKS
TAPS
ACCESSORIES



Contents

Sinks

Zen Range	3
Zen 15 Range	20
Etro Range	26
Etro Ceramic Range	35
Velore Range	39

Taps

Fontaine	44
Courbe	45
Cascade	46
Pluie	47
Grande	48
Curvato	49
Ruscello	50
Vesare	51
Novanta	52
Spruzzo	53
Curvato Trio	54
–	
Accessories quick ref	57
Base unit size guide	58
Sinks/Taps quick ref	59
Care & Cleaning	61
Warranty	62

The 1810 Company is a constantly evolving business, and although we do update our printed literature 3 times a year, we can't always include our latest products. So please visit our website for the latest news, technical advice and information.

www.the1810company.co.uk



Welcome...

to The 1810 Company.
We supply sinks, taps and accessories, and that's it! We have a simple philosophy, which is to supply innovative and contemporary European design to those who appreciate superior quality and style.



INSUSOUND® - Our sinks are treated on the underside with a protective powder coating, which we call 'Insusound'. This will help retain the heat of the water in the bowl, and dramatically reduce noise when fitting a waste disposal unit. (Available on the Zen and Etro ranges only)



All our taps are supplied with a 'Neoperl Aerator' which provides a non splash, even, consistent creamy flow.

Here at The 1810 Company we like to keep things simple so you will notice in our model codes 'BBR' & 'BBL' this is an easy reference for you when ordering...

BBR - Big bowl right

BBL - Big bowl left

See... simple!



All 1810 sinks are supplied with a maximiser plumbing kit, which is also available to purchase separately.



SINK Model **ZENUNO 180U**

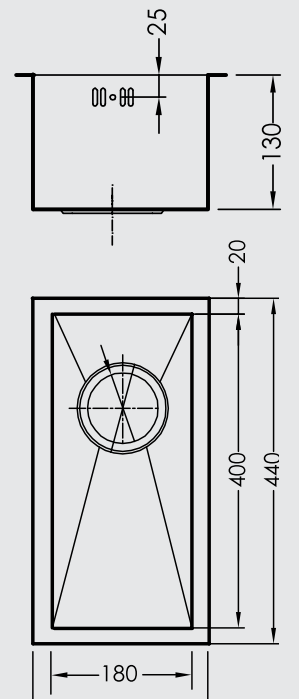
1810 Code **ZU/18/U/S/017**

- Undermounted handmade bowl
Can also be flushmounted or inset
- Satin finish
- Insusound®
- 3 1/2" Basket strainer waste and overflow included
- Individually boxed
- Steel thickness 1.2mm
- Maximiser plumbing kit included

Minimum cabinet size: 300mm
For accessories please see page 55



Shown with waste tidy, see page 55



The Zen Range

The Zen Range is a contemporary linear design with striking square and rectangular bowls.



SINK Model **ZENUNO 340U**

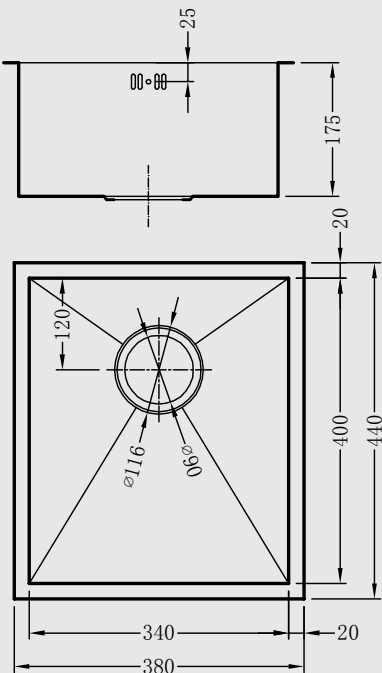
1810 Code **ZU/34/U/S/018**

- Undermounted handmade bowl
Can also be flushmounted or inset
- Satin finish
- Insusound®
- 3½" Basket strainer waste and overflow included
- Individually boxed
- Steel thickness 1.2mm
- Maximiser plumbing kit included

Minimum cabinet size: 400mm
For accessories please see page 55



Shown with waste tidy, see page 55



SINK Model **ZENUNO 340U DEEP**

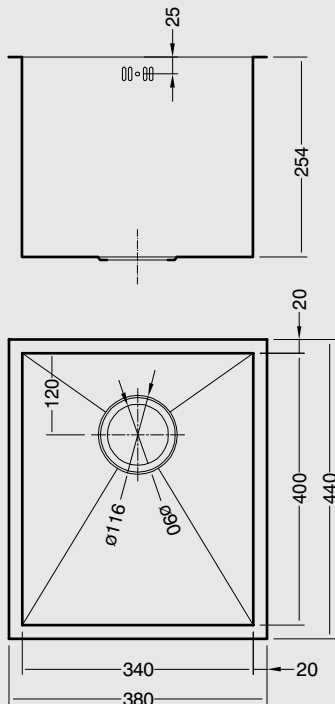
1810 Code **ZU/34/U/D/S/70**

- Undermounted handmade bowl
Can also be flushmounted or inset
- Satin finish
- Insusound®
- 3½" Basket strainer waste and overflow included
- Individually boxed
- Steel thickness 1.2mm
- Maximiser plumbing kit included

Minimum cabinet size: 400mm
For accessories please see page 55



Shown with waste tidy, see page 55





SINK Model **ZENUNO 400U**

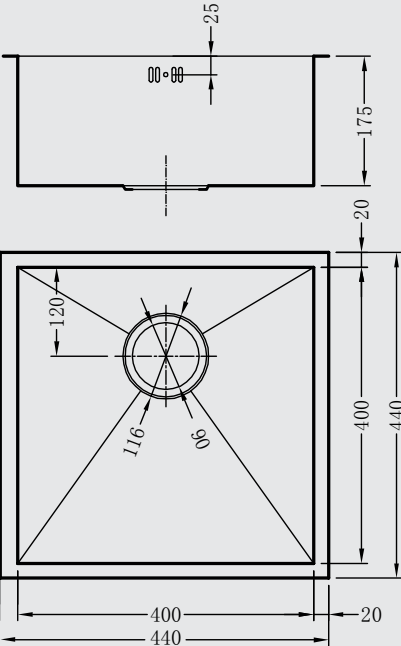
1810 Code **ZU/40/U/S/019**

- Undermounted handmade bowl
Can also be flushmounted or inset
- Satin finish
- Insusound®
- 3½” Basket strainer waste and overflow included
- Individually boxed
- Steel thickness 1.2mm
- Maximiser plumbing kit included

Minimum cabinet size: 450mm
For accessories please see page 55



Shown with waste tidy, see page 55



SINK Model **ZENUNO 400U DEEP**

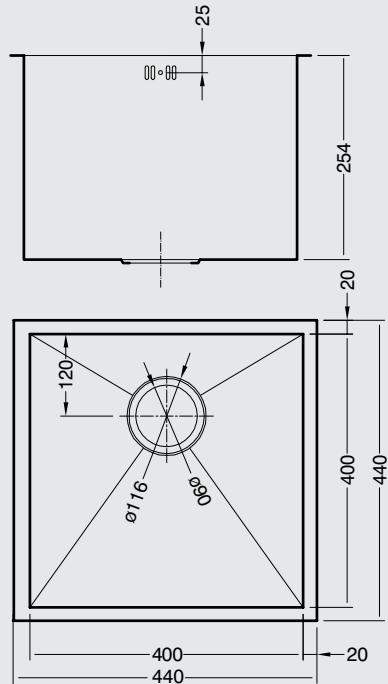
1810 Code **ZU/40/U/D/S/071**

- Undermounted handmade bowl
Can also be flushmounted or inset
- Satin finish
- Insusound®
- 3½” Basket strainer waste and overflow included
- Individually boxed
- Steel thickness 1.2mm
- Maximiser plumbing kit included

Minimum cabinet size: 450mm
For accessories please see page 55



Shown with waste tidy, see page 55





SINK Model **ZENUNO 450U**

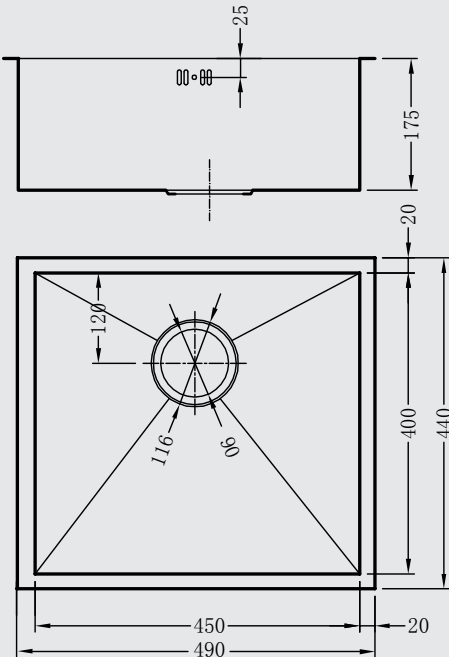
1810 Code **ZU/45/U/S/020**

- Undermounted handmade bowl
Can also be flushmounted or inset
- Satin finish
- Insusound®
- 3½” Basket strainer waste and overflow included
- Individually boxed
- Steel thickness 1.2mm
- Maximiser plumbing kit included

Minimum cabinet size: 500mm
For accessories please see page 55



Shown with waste tidy, see page 55



SINK Model **ZENUNO 500U**

1810 Code **ZU/50/U/S/021**

- Undermounted handmade bowl
Can also be flushmounted or inset
- Satin finish
- Insusound®
- 3½” Basket strainer waste and overflow included
- Individually boxed
- Steel thickness 1.2mm
- Maximiser plumbing kit included

Minimum cabinet size: 600mm
For accessories please see page 55



Shown with waste tidy, see page 55

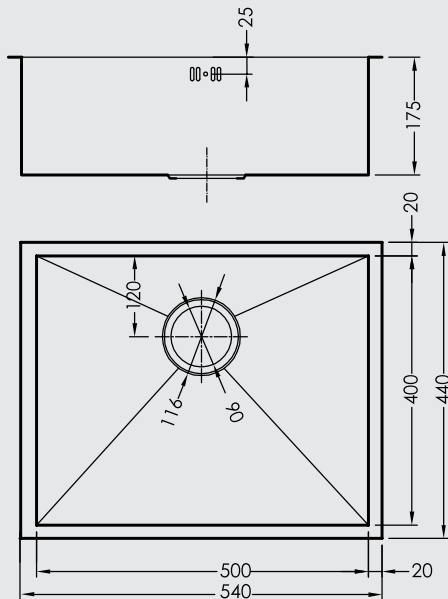




Image shown
ZENDUO 340/180 U

SINK Model **ZENUNO 700U**

1810 Code **ZU/70/U/S/023**

SINK Model **ZENDUO 340/180U**
SINK Model **ZENDUO 180/340U**

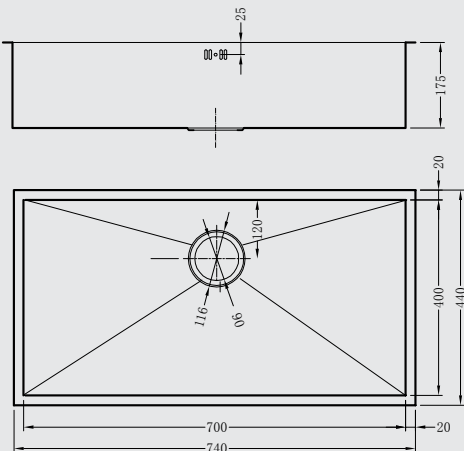
1810 Code **ZD/3418/U/S/BBL/022**
1810 Code **ZD/1834/U/S/BBR/024**

- Undermounted handmade bowl
Can also be flushmounted or inset
- Satin finish
- Insusound®
- 3½” Basket strainer waste and overflow included
- Individually boxed
- Steel thickness 1.2mm
- Maximiser plumbing kit included

Minimum cabinet size: 800mm
For accessories please see page 55



Shown with waste tidy, see page 55



- Undermounted handmade bowl
Can also be flushmounted or inset
- Satin finish
- Insusound®
- 3½” Basket strainer waste and overflow included
- Individually boxed
- Steel thickness 1.2mm
- Maximiser plumbing kit included

Minimum cabinet size: 600mm
For accessories please see page 55



Zenduo 180/340 U



Zenduo 340/180 U

Shown with waste tidy, see page 55

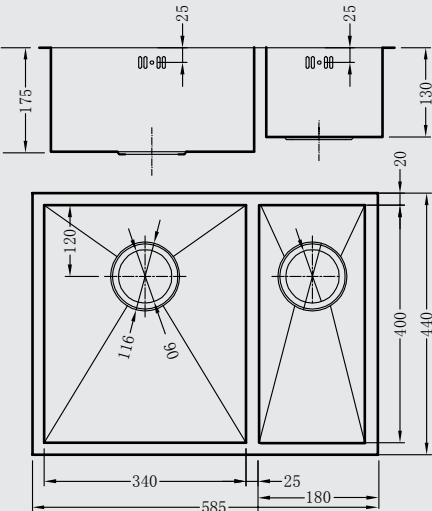




Image shown
ZENDUO 550/180 U



SINK Model **ZENDUO 550/180U**
SINK Model **ZENDUO 180/550U**

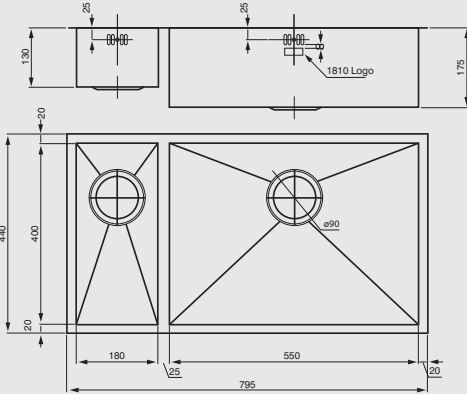
1810 Code **ZD/5518/U/S/BBL/028**
1810 Code **ZD/1855/U/S/BBR/029**

- Undermounted handmade bowl
Can also be flushmounted or inset
- Satin finish
- Insusound®
- 3½” Basket strainer waste
and overflow included
- Individually boxed
- Steel thickness 1.2mm
- Maximiser plumbing kit included

Minimum cabinet size: 800mm
For accessories please see page 55



Shown with waste tidy, see page 55



SINK Model **ZENDUO 700/180U**

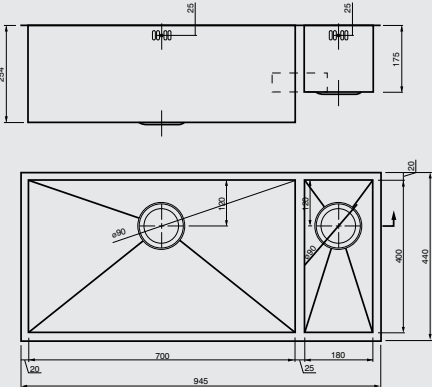
1810 Code **ZD/7018/U/D/S/072**

- Undermounted handmade bowl
Can also be flushmounted or inset
- Satin finish
- Insusound®
- 3½” Basket strainer waste
and overflow included
- Individually boxed
- Steel thickness 1.2mm
- Maximiser plumbing kit included

Minimum cabinet size: 1000mm
For accessories please see page 55



Shown with waste tidy, see page 55





SINK Model **ZENDUO 400/400U**

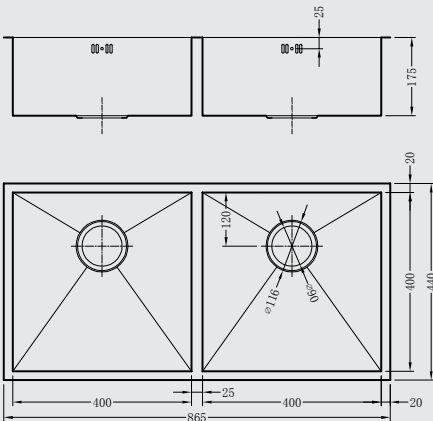
1810 Code **ZD/4040/U/S/025**

- Undermounted handmade bowl
Can also be flushmounted or inset
- Satin finish
- Insusound®
- 3½" Basket strainer waste and overflow included
- Individually boxed
- Steel thickness 1.2mm
- Maximiser plumbing kit included

Minimum cabinet size: 900mm
For accessories please see page 55



Shown with waste tidy, see page 55



SINK Model **ZENDUO 415/415 DEEP**

1810 Code **ZD/4141/U/D/S/073**

- Undermounted handmade bowl
Can also be flushmounted or inset
- Satin finish
- Insusound®
- 3½" Basket strainer waste and overflow included
- Individually boxed
- Steel thickness 1.2mm
- Maximiser plumbing kit included

Minimum cabinet size: 900mm
For accessories please see page 55



Shown with waste tidy, see page 55

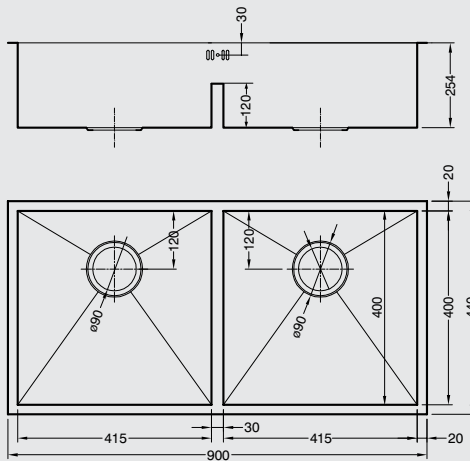




Image shown
ZENUNO 5I-F BBL

SINK Model **ZENUNO 5I-F BBL**
SINK Model **ZENUNO 5I-F BBR**

1810 Code **ZU/5/IF/S/BBL/039**
1810 Code **ZU/5/IF/S/BBR/026**

- Handmade inset bowl, can be flush fit or undermounted
- Satin finish
- Insusound®
- 3½” Basket strainer waste and overflow included
- Individually boxed
- Steel thickness 1.2mm
- Maximiser plumbing kit included

Minimum cabinet size: 500mm
For accessories please see page 55



Zenuno 5I-F BBL



Zenuno 5I-F BBR

Shown with waste tidy, see page 55

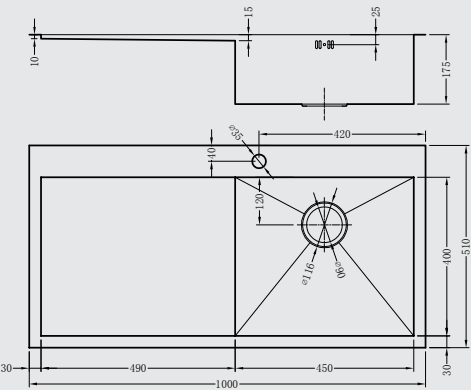


Image shown
ZENDUO 6I-F BBL

SINK Model **ZENDUO 6I-F BBL**
SINK Model **ZENDUO 6I-F BBR**

1810 Code **ZD/6/IF/S/BBL/038**
1810 Code **ZD/6/IF/S/BBR/027**

- Handmade inset bowl, can be flush fit or undermounted
- Satin finish
- Insusound®
- 3½” Basket strainer waste and overflow included
- Individually boxed
- Steel thickness 1.2mm
- Maximiser plumbing kit included

Minimum cabinet size: 600mm
For accessories please see page 55

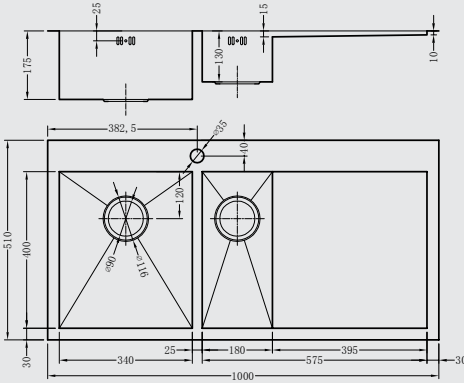


Zenduo 6I-F BBL



Zenduo 6I-F BBR

Shown with waste tidy, see page 55





SINK Model **ZENTRIO 340/180/340U**

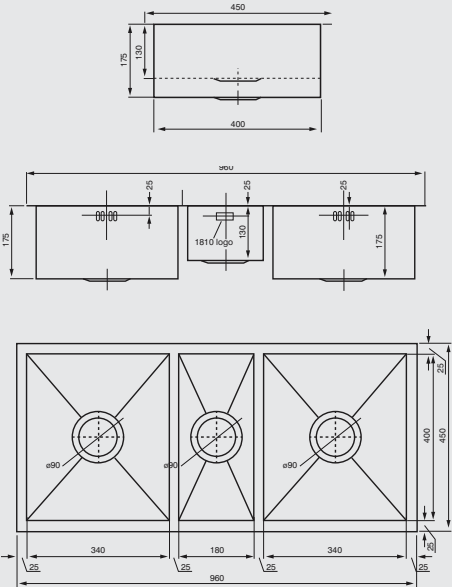
1810 Code **ZT/341834/U/S/115**

- Handmade inset bowl, can be flush fit or undermounted
- Satin finish
- Insusound®
- 3½" Basket strainer waste and overflow included
- Individually boxed
- Steel thickness 1.2mm
- Maximiser plumbing kit included

Minimum cabinet size: 1000mm
For accessories please see page 55



Shown with waste tidy, see page 55



The Zen15 Range

The Zen15 Range has a contemporary linear design with 15mm subtle internal radius edges.



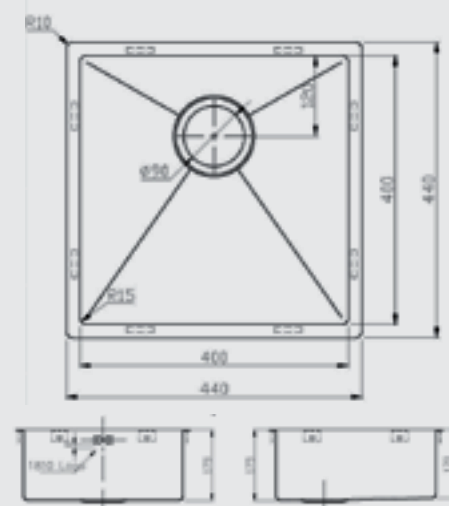
SINK Model **ZENUNO15 400U**

1810 Code **ZU/40/U15/S/080**

- Undermounted 15mm radius handmade bowl includes clips for flush or inset installation
- Satin finish
- Insusound®
- 3½" Basket strainer waste and overflow included
- Individually boxed
- Steel thickness 1.2 mm
- Maximiser plumbing kit included



Shown with waste tidy, see page 55



Minimum cabinet size: 450mm
For accessories please see page 55

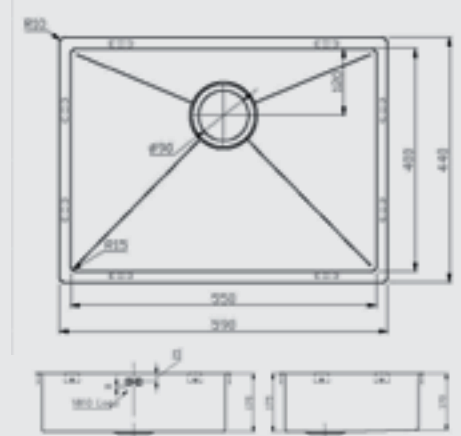
SINK Model **ZENUNO15 550U**

1810 Code **ZU/55/U15/S/081**

- Undermounted 15mm radius handmade bowl includes clips for flush or inset installation
- Satin finish
- Insusound®
- 3½" Basket strainer waste and overflow included
- Individually boxed
- Steel thickness 1.2 mm
- Maximiser plumbing kit included



Shown with waste tidy, see page 55



Minimum cabinet size: 600mm
For accessories please see page 55



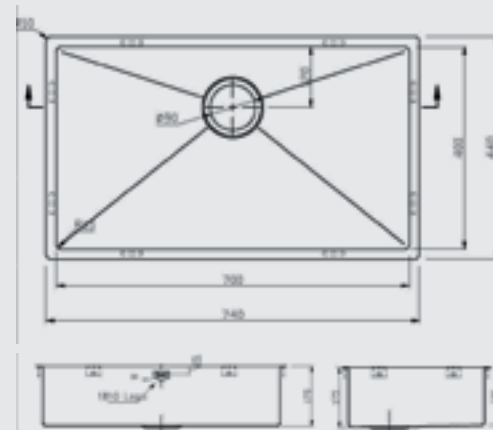
SINK Model **ZENUNO15 700U**

1810 Code **ZU/70/U15/S/083**

- Undermounted 15mm radius handmade bowl includes clips for flush or inset installation
- Satin finish
- Insusound®
- 3½" Basket strainer waste and overflow included
- Individually boxed
- Steel thickness 1.2 mm
- Maximiser plumbing kit included



Shown with waste tidy, see page 55



Minimum cabinet size: 800mm
For accessories please see page 55

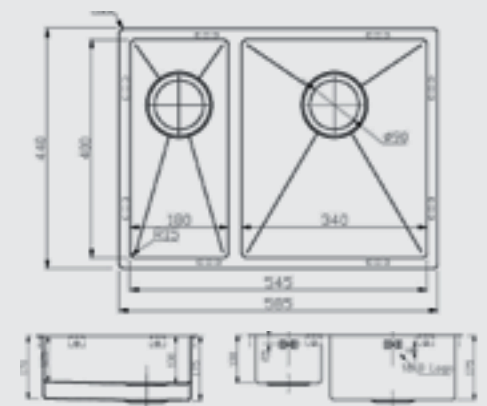
SINK Model **ZENDUO15 180/340U**

1810 Code **ZD/1834/U15/S/082**

- Undermounted 15mm radius handmade bowl includes clips for flush or inset installation
- Satin finish
- Insusound®
- 3½" Basket strainer waste and overflow included
- Individually boxed
- Steel thickness 1.2 mm
- Maximiser plumbing kit included



Shown with waste tidy, see page 55



Minimum cabinet size: 600mm
For accessories please see page 55



SINK Model **ZENDUO15 400/400U**

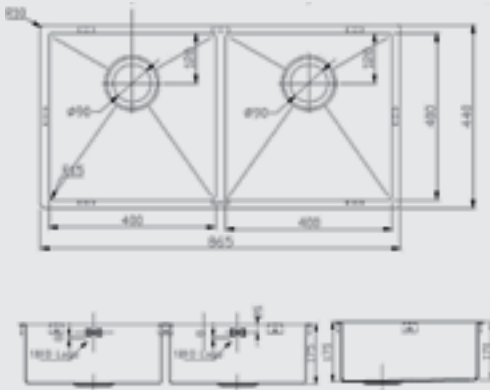
1810 Code **ZD/4040/U15/S/084**

- Undermounted 15mm radius handmade bowl includes clips for flush or inset installation
- Satin finish
- Insusound®
- 3½" Basket strainer waste and overflow included
- Individually boxed
- Steel thickness 1.2 mm
- Maximiser plumbing kit included

Minimum cabinet size: 900mm
For accessories please see page 55



Shown with waste tidy, see page 55



The **Etro** Range
The Etro Range has a curved classic design.



SINK Model ETROUNO 170U

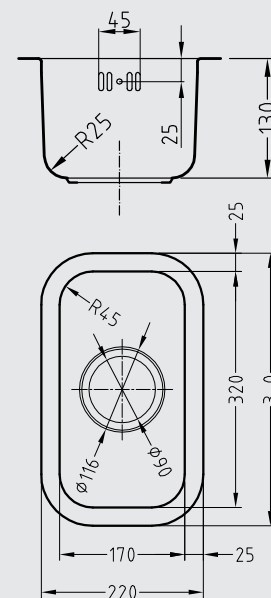
1810 Code **EU/17/U/MS/034**

- Undermounted bowl
Can be flushmounted or inset
- Matt Satin finish
- Insusound®
- 3 1/2" Basket strainer waste and overflow included
- Individually boxed
- Steel thickness 1.2 mm
- Maximiser plumbing kit included

Minimum cabinet size: 300mm
For accessories please see page 55



Shown with waste tidy, see page 55




SINK Model ETROUNO 340U

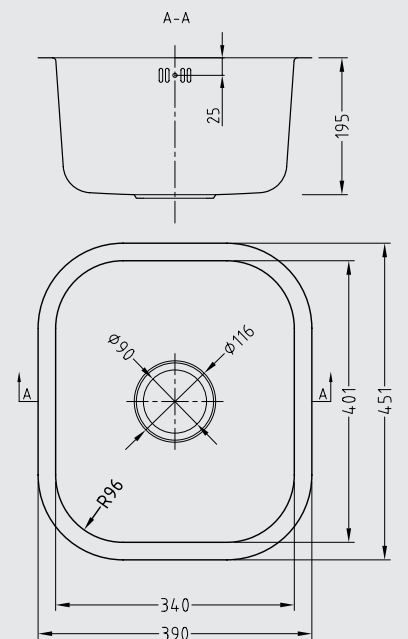
1810 Code **EU/34/U/MS/035**

- Undermounted bowl
Can be flushmounted or inset
- Matt Satin finish
- Insusound®
- 3 1/2" Basket strainer waste and overflow included
- Individually boxed
- Steel thickness 1.2 mm
- Maximiser plumbing kit included

Minimum cabinet size: 400mm
For accessories please see page 55



Shown with waste tidy, see page 55





SINK Model **ETROUNO 400U**

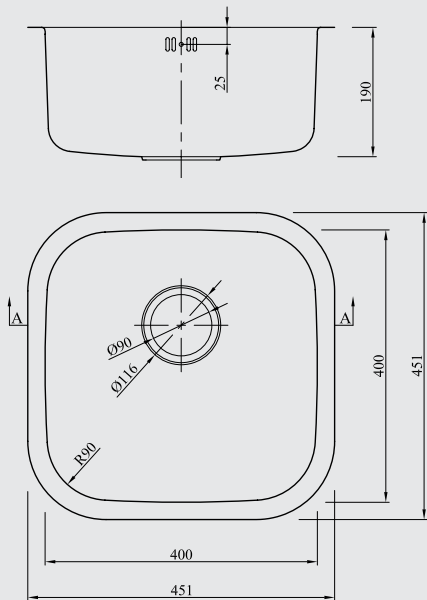
1810 Code **EU/40/U/MS/036**

- Undermounted bowl
Can be flushmounted or inset
- Matt Satin finish
- Insusound®
- 3½” Basket strainer waste and overflow included
- Individually boxed
- Steel thickness 1.2 mm
- Maximiser plumbing kit included

Minimum cabinet size: 450mm
For accessories please see page 55



Shown with waste tidy, see page 55



SINK Model **ETROUNO 550U**

1810 Code **EU/55/U/MS/037**

- Undermounted bowl
Can be flushmounted or inset
- Matt Satin finish
- Insusound®
- 3½” Basket strainer waste and overflow included
- Individually boxed
- Steel thickness 1.2 mm
- Maximiser plumbing kit included

Minimum cabinet size: 600mm
For accessories please see page 55



Shown with waste tidy, see page 55

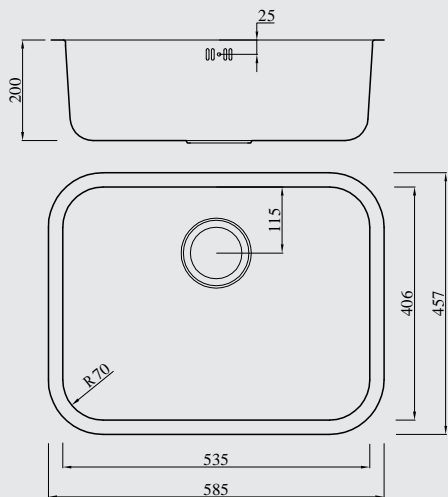




Image shown
ETRODUO 589/450/ BBR

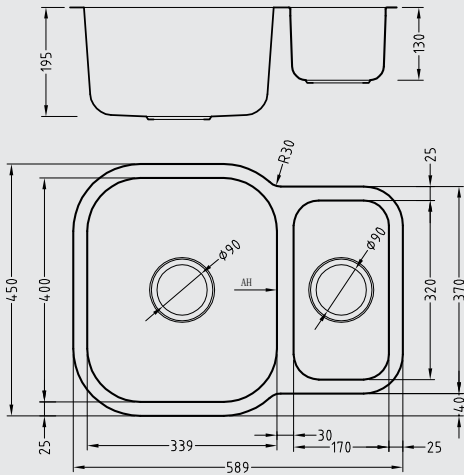
SINK Model **ETRODUO 589/450U REV** 1810 Code **ED/5845/U/MS/REV/031**

- Undermounted bowl
Can be flushmounted or inset
- Matt Satin finish
- Insusound®
- 3 1/2" Basket strainer waste
and overflow included
- Individually boxed
- Steel thickness 1.2 mm
- Maximiser plumbing kit included

Minimum cabinet size: 600mm
For accessories please see page 55



Shown with waste tidy, see page 55



SINK Model **ETRODUO 589/450U BBL** 1810 Code **ED/5845/U/MS/BBL/032**
SINK Model **ETRODUO 589/450U BBR** 1810 Code **ED/5845/U/MS/BBR/033**

- Undermounted bowl
Can be flushmounted or inset
- Matt Satin finish
- Insusound®
- 3 1/2" Basket strainer waste
and overflow included
- Individually boxed
- Steel thickness 1.2 mm
- Maximiser plumbing kit included

Minimum cabinet size: 600mm
For accessories please see page 55



Etroduo 589/450U BBL



Etroduo 589/450U BBR

Shown with waste tidy, see page 55

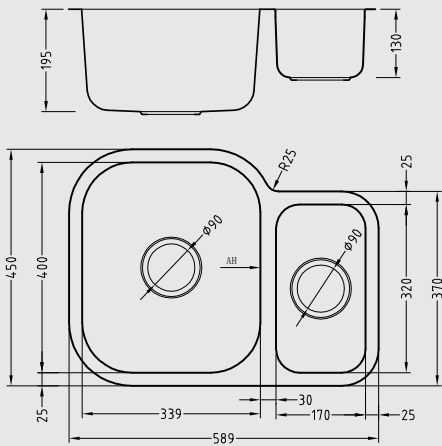




Image shown
ETRODUO 781/450U BBR



SINK MODEL **ETRODUO 781/450U BBL** 1810 Code **ED/7845/U/MS/BBL/100**
SINK MODEL **ETRODUO 781/450U BBR** 1810 Code **ED/7845/U/MS/BBR/101**

SINK Model **ETROTRIO 960/450U** 1810 Code **ET/9645/U/MS/102**

- Undermounted bowl
Can be flushmounted or inset
- Matt Satin finish
- Insusound®
- 3½” Basket strainer waste and overflow included
- Individually boxed
- Steel thickness 1.2 mm
- Maximiser plumbing kit included

Minimum cabinet size: 800mm
For accessories please see page 55

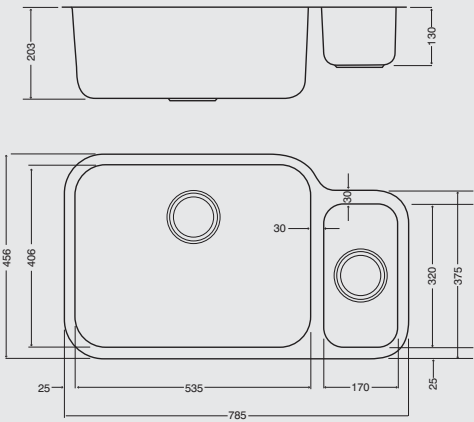


Etrodo 781/450U BBL



Etrodo 781/450U BBR

Shown with waste tidy, see page 55

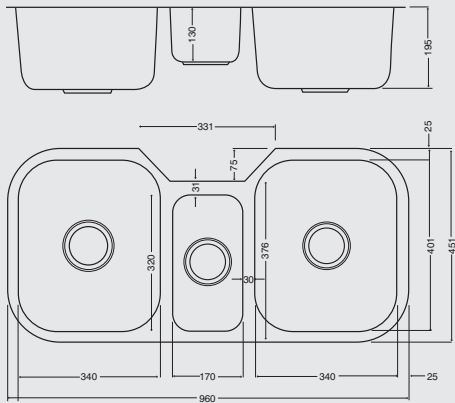


- Undermounted bowl
Can be flushmounted or inset
- Matt Satin finish
- Insusound®
- 3½” Basket strainer waste and overflow included
- Individually boxed
- Steel thickness 1.2 mm
- Maximiser plumbing kit included

Minimum cabinet size: 1000mm
For accessories please see page 55



Shown with waste tidy, see page 55




CERAMICA | PURO

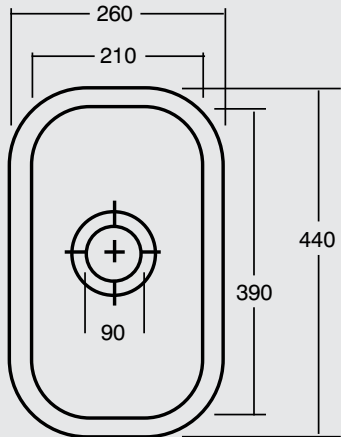


SINK Model **ETROUNO 210UC**

1810 Code **EU/21/U/C/092-WH**

- Undermount ceramic bowl
- Heat resistant to 1200° c
- Hygienic
- Non Porous
- Ultra smooth white surface
- Chemical resistant, inc neat bleach
- Extremely hardwearing
- Individually boxed
- 3½" basket strainer waste and overflow included
- G Clip installation recommended 
- Maximiser plumbing kit included

Minimum cabinet size: 300mm
For accessories please see page 55



The **Etro**
Ceramic Range

The Etro Ceramic Range
has a curved classic design.

CERAMICA | PURO



CERAMICA | PURO

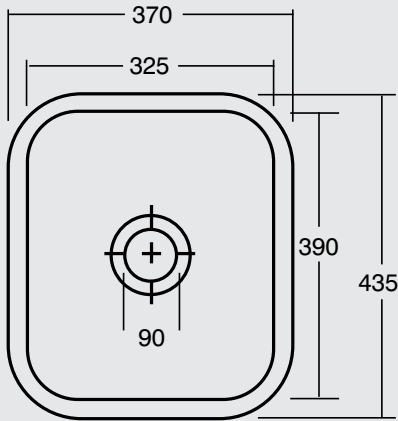


SINK Model **ETROUNO 325UC**

1810 Code **EU/32/U/C/093-WH**

- Undermount ceramic bowl
- Heat resistant to 1200° c
- Hygenic
- Non Porous
- Ultra smooth white surface
- Chemical resistant, inc neat bleach
- Extremely hardwearing
- Individually boxed
- 3½” basket strainer waste and overflow included
- G Clip installation recommended 
- Maximiser plumbing kit included

Minimum cabinet size: 400mm
For accessories please see page 55

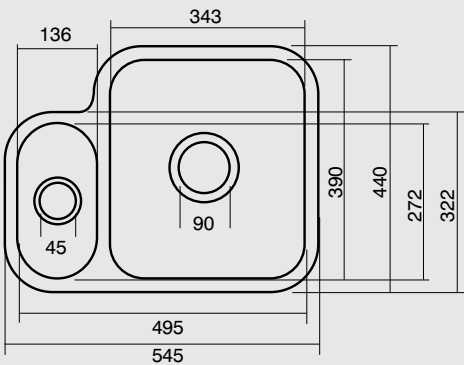


SINK Model **ETRODUO 343/136UC**

1810 Code **ED/3413/U/C/091-WH**

- Undermount ceramic bowl
- Heat resistant to 1200° c
- Hygenic
- Non Porous
- Ultra smooth white surface
- Chemical resistant, inc neat bleach
- Extremely hardwearing
- Individually boxed
- 3½” basket strainer waste and overflow included
- G Clip installation recommended 
- Maximiser plumbing kit included

Minimum cabinet size: 600mm
For accessories please see page 55





The **Velore** Range

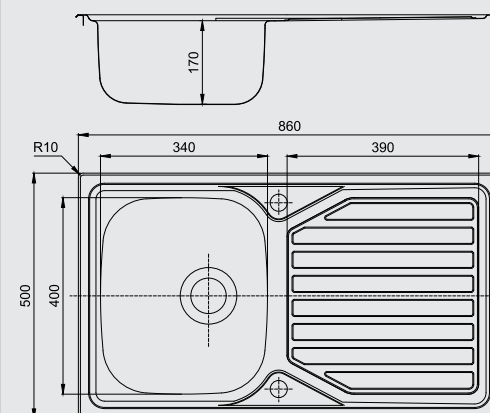
The Velore range combines modern design
high specification and competitive pricing

SINK Model **VELOREUNO 860i**

1810 Code **VU/86/I/P/REV/047**

- Inset bowl and drainer
- Satin finish
- 3½" basket strainer waste and overflow included
- Fixing kit
- Individually boxed
- Single piece construction
- Steel thickness 0.8mm
- Maximiser plumbing kit included

Minimum cabinet size: 400mm
For accessories please see page 55



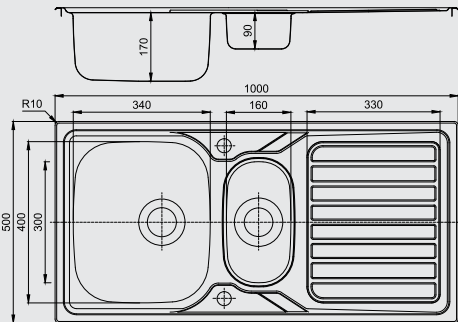


SINK Model **VELOREDUO 100i**

1810 Code **VD/100/P/REV/048**

- Inset bowl and drainer
- Satin finish
- 3½” basket strainer waste and overflow included
- Fixing kit
- Individually boxed
- Single piece construction
- Steel thickness 0.8mm
- Maximiser plumbing kit included

Minimum cabinet size: 600mm
For accessories please see page 55

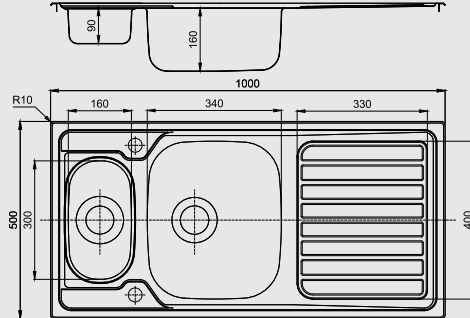


SINK Model **VELOREDUO 101i**

1810 Code **VD/101/P/REV/049**

- Inset bowl and drainer
- Satin finish
- 3½” basket strainer waste and overflow included
- Fixing kit
- Individually boxed
- Single piece construction
- Steel thickness 0.8mm
- Maximiser plumbing kit included

Minimum cabinet size: 600mm
For accessories please see page 55



1810 Taps

1810 Taps come in a variety of contemporary and classic designs, all come with a Neoperl Aerator which provide a non splash creamy flow.



NEOPERL
AERATOR

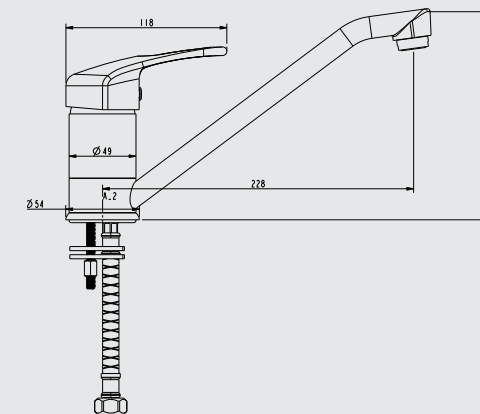


Image shown
FON/01/CH

TAP MODEL FONTAINE SINGLE LEVER

1810 Code
FON/01/CH
Finished in chrome

Includes Neoperl Aerator
and 1/2" flexible tails
Min operating pressure - 0.5 bar





NEOPERL
AERATOR

Image shown
COU/01/CH



NEOPERL
AERATOR

Image shown
CAS/01/CH

TAP MODEL COURBE CURVED SPOUT

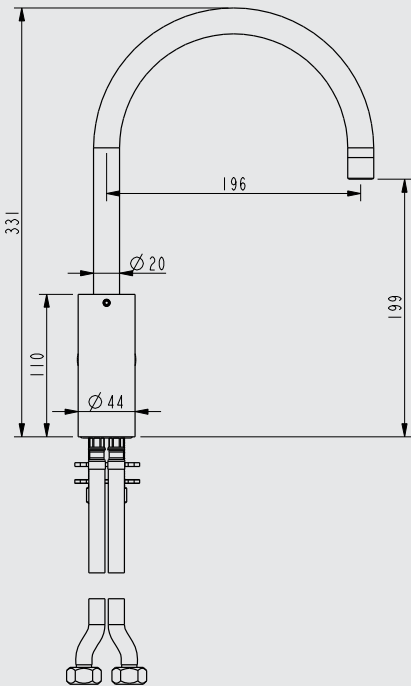
1810 Code
COU/01/CH
Finished in chrome

1810 Code
COU/02/BS
Finished in brushed steel

Includes Neoperl Aerator
and 1/2" flexible tails
Min operating pressure - 0.5 bar



Also available
COU/02/BS



TAP MODEL CASCADE SQUARE SPOUT

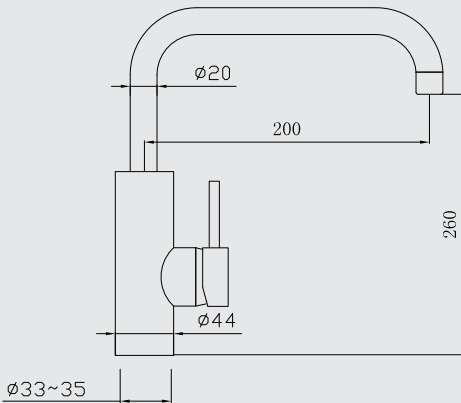
1810 Code
CAS/01/CH
Finished in chrome

1810 Code
CAS/02/BS
Finished in brushed steel

Includes Neoperl Aerator
and 1/2" flexible tails
Min operating pressure - 0.5 bar



Also available
CAS/02/BS





NEOPERL
AERATOR

Image shown
PLU/01/CH



NEOPERL
AERATOR

Image shown
GRA/01/CH

TAP MODEL **PLUIE ANGLED SPOUT**

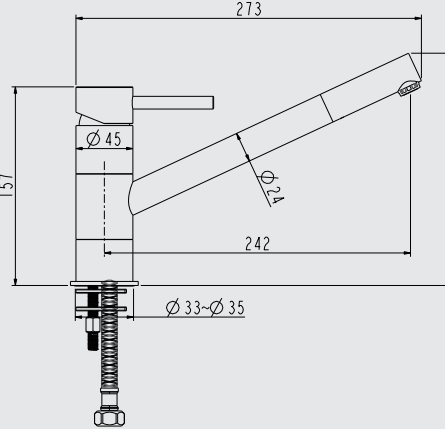
1810 Code
PLU/01/CH
Finished in chrome

1810 Code
PLU/02/BS
Finished in brushed steel

Includes Neoperl Aerator
and 1/2" flexible tails
Min operating pressure - 0.5 bar



Also available
PLU/02/BS



TAP MODEL **GRANDE PULL OUT SPRAY**

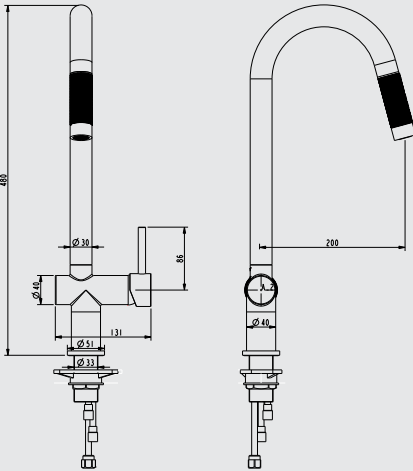
1810 Code
GRA/01/CH
Finished in chrome

1810 Code
GRA/02/BS
Finished in brushed steel

Includes Neoperl Aerator
and 1/2" flexible tails
Min operating pressure - 0.5 bar
Recommended operating
pressure - 1 bar

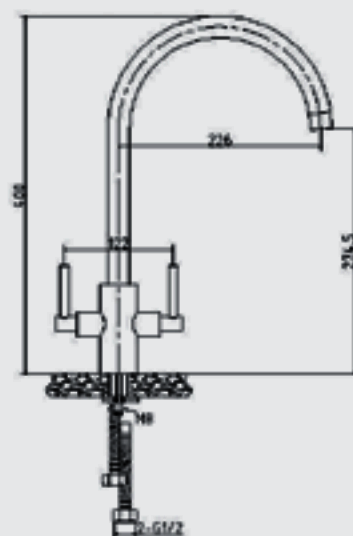


Also available
GRA/02/BS



NEOPERL
AERATORImage shown
CUR/01/CHNEOPERL
AERATORImage shown
RUS/01/CHTAP MODEL **CURVATO SLIM LEVER, CURVED SPOUT**1810 Code
CUR/01/CH
Finished in chrome1810 Code
CUR/02/BS
Finished in brushed steelIncludes Neoperl Aerator
and 1/2" flexible tails

Min operating pressure - 0.5 bar

Recommended operating
pressure - 1 barAlso available
CUR/02/BSTAP MODEL **RUSCELLO SQUARE BODY, SLIM LEVER**1810 Code
RUS/01/CH
Finished in chrome1810 Code
RUS/02/BS
Finished in brushed steelIncludes Neoperl Aerator
and 1/2" flexible tails

Min operating pressure - 0.5 bar

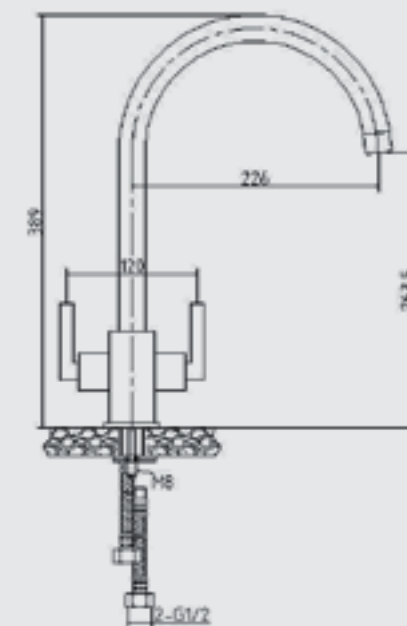
Recommended operating
pressure - 1 barAlso available
RUS/02/BS



Image shown
VER/01/CH



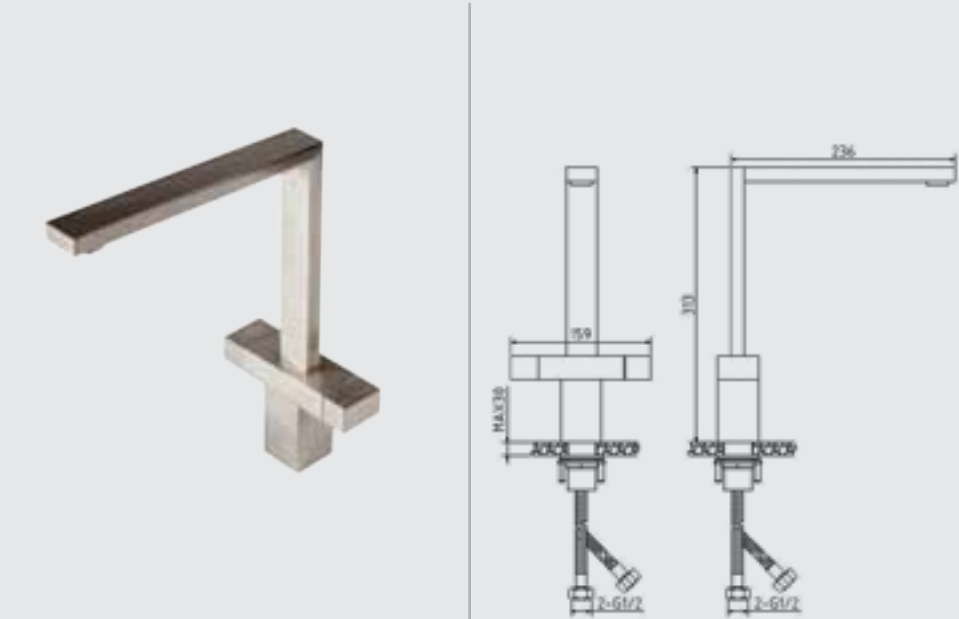
Image shown
NOV/01/CH

TAP MODEL **VERSARE SQUARE DESIGN**

1810 Code
VER/01/CH
Finished in chrome

1810 Code
VER/02/BS
Finished in brushed steel

Includes Neoperl Aerator
and 1/2" flexible tails
Min operating pressure - 0.5 bar
Recommended operating
pressure - 1 bar

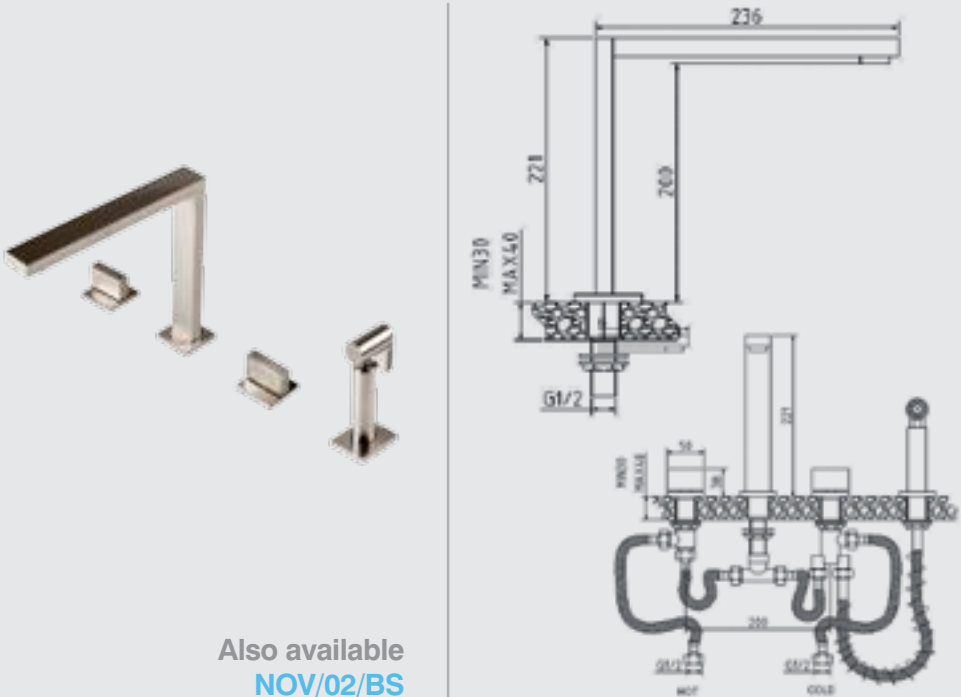


TAP MODEL **NOVANTA 4 HOLE DESIGN**

1810 Code
NOV/01/CH
Finished in chrome

1810 Code
NOV/02/BS
Finished in brushed steel

Includes Neoperl Aerator
and 1/2" flexible tails
Min operating pressure - 0.5 bar
Recommended operating
pressure - 1 bar



NEOPERL
AERATORImage shown
SPR/01/CHTAP MODEL **SPRUZZO COLD RINSE HAND SPRAY**

1810 Code
SPR/01/CH
Finished in chrome

1810 Code
SPR/02/BS
Finished in brushed steel

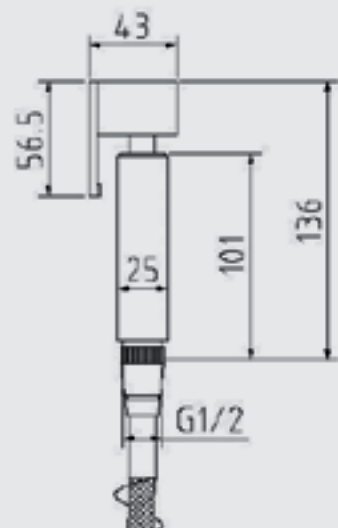
Includes Neoperl Aerator
and 1/2" flexible tails

Min operating pressure - 0.5 bar

Recommended operating
pressure - 1 bar



Also available
SPR/02/BS



Curvato Trio Water Filter Tap





NEOPERL
AERATOR



Image shown
CUR/01/CH/TRIO

TAP MODEL CURVATO TRIO

1810 Code
CUR/01/CH/TRIO
Finished in chrome

1810 Code
CUR/02/BS/TRIO
Finished in brushed steel

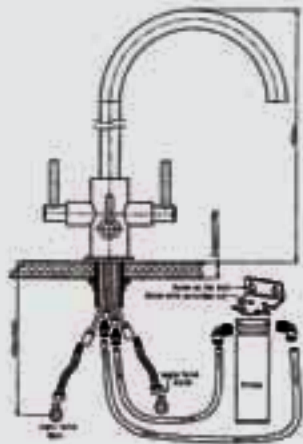
Includes Neoperl Aerator
and 1/2" flexible tails

Min operating pressure - 0.5 bar

Recommended operating
pressure - 1 bar



Also available
CUR/02/BS/TRIO



£5 Donated
For every filter tap sold



REG CHARITY: 1062559 (ENGLAND & WALES),
SC039757 (SCOTLAND)

Most of us appreciate clean fresh tasting water, some are fortunate to get it straight from the tap, but for most us we have resorted to jug filter systems or bottled water. How healthy and fresh tasting is your families drinking water?

With an 1810 Company Trio Water Filter Tap, you get fresh, filtered, ready to drink water at any time of the day.

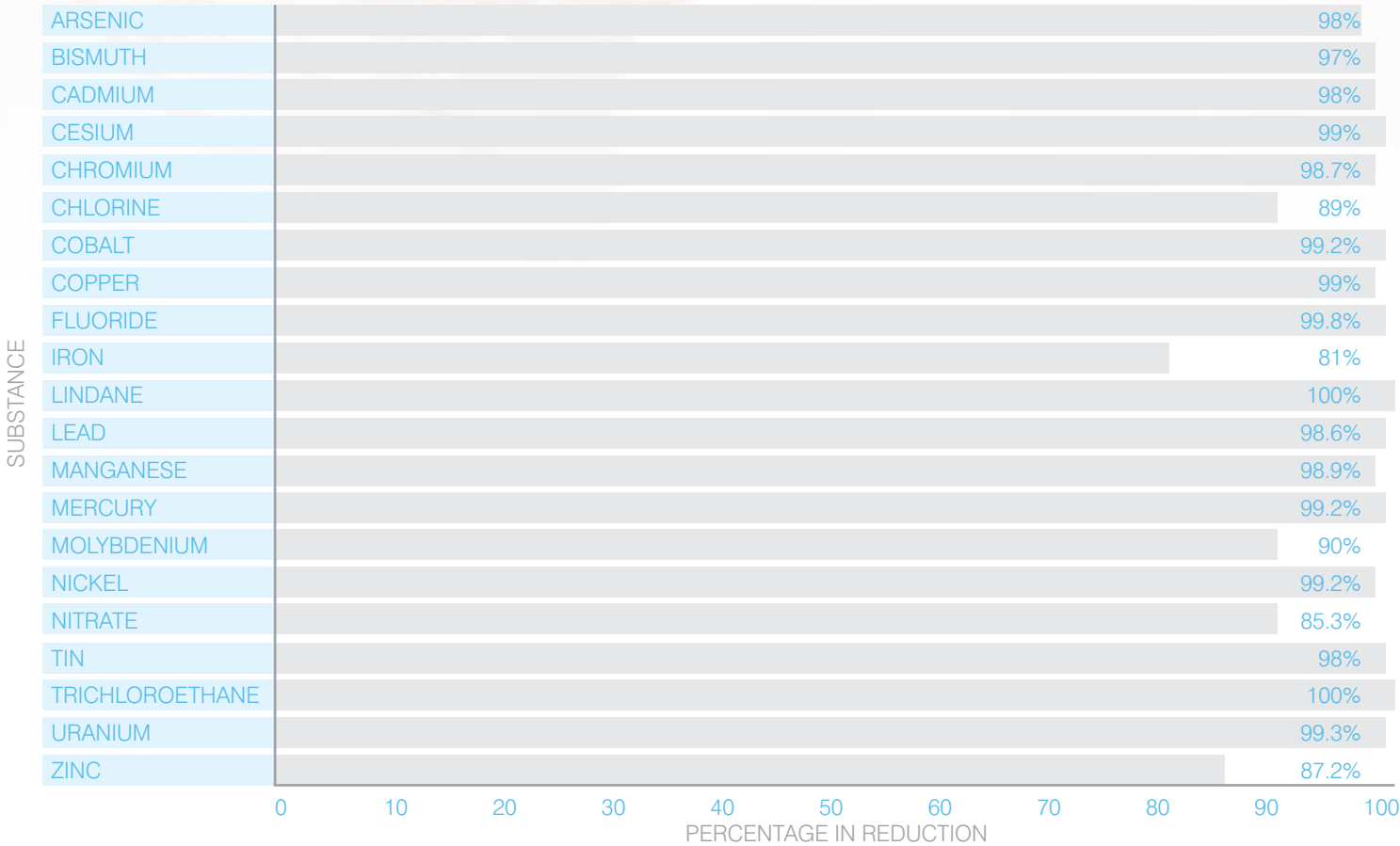
The third lever diverts water through the activated carbon filter removing the impurities.













Chlorine, rust and sediments are removed. improving the taste, colour and quality of your water, Tea and Coffee is noticeably better.

If you live in a hard water area, and fill your kettle or iron straight from the filter tap you will notice the difference and say goodbye to the furring that occurs.

Each filter will last 6 months or 1000 litres whichever comes first. It can also be easily changed in seconds without the need of any tools.


Replacement filters can be ordered from your tap supplier or direct from The 1810 Company for next day delivery. Please see our website for contact details and methods of payment.



			
ZEN COLANDER AC-ZEN-CS	ZEN GLASS CHOPPING BOARD AC-ZEN-GCB	STEEL BASKET/ETRO/VELORE AC-UNI-SWB	VELORE COLANDER AC-VEL-CS
			
WASTE TIDY STAINLESS STEEL AC-UNI-TIDY-SS	BASKET STRAINER WASTE WITH O-FLOW AC-BSW-O	BASKET STRAINER WASTE O-FLOW-FOR SOLID SURFACE AC-BSW-O-SOS	MINI-BASKET STRAINER WASTE FOR SOLID SURFACE AC-BSW-MINI-SOS
			
POP-UP BASKET STRAINER WASTE CHROME AC-BSW-PU	MAXIMISER PLUMBING KIT MPK1-2	GLIP For S/Steel GCLIP/6	ZCLIP For Ceramic ZCLIP/6

































ZEN MOBILE DRAINER
AVAILABLE: MEDIUM / LARGE
AC-ZEN-MDM-MD / AC-ZEN-LGE-MD
























Shown with
ZENDUO 340/180 U
drainer at side

	MOBILE DRAINER		MIN BASE UNIT							
	MED	LARGE	300	400	450	500	600	800	900	1000
ZEN RANGE / STAINLESS STEEL										
ZENUNO 180U	N/A	N/A	●							
ZENUNO 340U	■			●						
ZENUNO 340U DEEP	■			●						
ZENUNO 400U	■	■			●					
ZENUNO 400U DEEP	■	■			●					
ZENUNO 450U	■	■				●				
ZENUNO 500U	■	■					●			
ZENUNO 700U	■	■						●		
ZENDUO 340/180U	■						●			
ZENDUO180/340U	■						●			
ZENDUO 550/180U	■	■						●		
ZENDUO 180/550U	■	■						●		
ZENDUO 400/400U	■	■							●	
ZENDUO 415/415U DEEP	■	■							●	
ZENDUO 700/180U GRANDE DEEP	■	■								●
ZENUNO 5I-F	■	■				●				
ZENUNO 5I-F	■	■				●				
ZENDUO 6I-F	■						●			
ZENDUO 6I-F	■						●			
ZENTRIO 340/180/340U	■									●
ZEN 15 RANGE / STAINLESS STEEL										
ZENUNO15 400U	■	■			●					
ZENUNO15 550U	■	■					●			
ZENUNO15 700U	■	■						●		
ZENDUO15 180/340U	■						●			
ZENDUO15 400/400U	■	■							●	
ETRO RANGE / STAINLESS STEEL										
ETROUNO 170U			●							
ETROUNO 340U				●						
ETROUNO 400U					●					
ETROUNO 550U							●			
ETRODUO 589/450U REV							●			
ETRODUO 589/450U BBL							●			
ETRODUO 589/450U BBR							●			
ETRODUO 781/450 BBL								●		
ETRODUO 781/450 BBR								●		
ETROTRIO 960/450U										●
ETRO RANGE / CERAMIC										
ETROUNO 210UC			●							
ETROUNO 325UC				●						
ETRODUO 343/136UC							●			
VELORE RANGE / STAINLESS STEEL / INSET										
VELOREUNO 860i				●						
VELOREDUO 100i							●			
VELOREDUO 101i							●			

The recommended base unit size is based on industry standards, however in some cases if your kitchen is bespoke you could use a smaller size.

 <p>Min cab size 300mm</p>	 <p>Min cab size 400mm</p>	 <p>Min cab size 400mm</p>	 <p>Min cab size 450mm</p>	 <p>Min cab size 450mm</p>
ZENUNO 180U ZU/18/U/S/017	ZENUNO 340U ZU/34/U/S/018	ZENUNO 340U DEEP ZU/34/U/D/S/70	ZENUNO 400U ZU/40/U/S/019	ZENUNO 400 U DEEP ZU/40/U/D/S/071
p4	p5	p6	p7	p8
 <p>Min cab size 500mm</p>	 <p>Min cab size 600mm</p>	 <p>Min cab size 800mm</p>	 <p>Min cab size 600mm</p>	 <p>Min cab size 600mm</p>
ZENUNO 450U ZU/45/U/S/020	ZENUNO 500U ZU/50/U/S/021	ZENUNO 700U ZU/70/U/D/S/023	ZENDUO 340/180 U ZD/3418/U/S/BBL/022	ZENDUO 180/340 U ZD/1834/U/S/BBR/024
p9	p10	p11	p12	p12
 <p>Min cab size 800mm</p>	 <p>Min cab size 800mm</p>	 <p>Min cab size 1000mm</p>	 <p>Min cab size 900mm</p>	 <p>Min cab size 900mm</p>
ZENDUO 550/180 U ZD/5518/U/S/BBL/028	ZENDUO 550/180 U ZD/1855/U/S/BBR/029	ZENDUO 700/180 U ZD/7018/U/D/S/072	ZENDUO 400/400 U ZD/4040/U/S/025	ZENDUO 415/415U DEEP ZD/4141/U/D/S/073
p13	p13	p14	p15	p16
 <p>Min cab size 500mm</p>	 <p>Min cab size 500mm</p>	 <p>Min cab size 600mm</p>	 <p>Min cab size 600mm</p>	 <p>Min cab size 1000mm</p>
ZENUNO 5I-F ZU/5/IF/S/BBL/039	ZENUNO 5I-F ZU/5/IF/S/BBR/026	ZENDUO 6I-F ZD/6/IF/S/BBL/038	ZENDUO 6I-F ZD/6/IF/S/BBR/027	ZENTRIO 340/180/340U ZT/341834/U/S/115
p17	p17	p18	p18	p19
 <p>Min cab size 450mm</p>	 <p>Min cab size 600mm</p>	 <p>Min cab size 800mm</p>	 <p>Min cab size 600mm</p>	 <p>Min cab size 900mm</p>
ZENUNO15 400U ZU/40/U15/S/080	ZENUNO15 550U ZU/55/U15/S/081	ZENUNO15 700U ZU/70/U15/S/083	ZENDUO15 180/340U ZD/1834/U15/S/082	ZENDUO15 400/400U ZD/4040/U15/S/084
p21	p22	p23	p24	p25
 <p>Min cab size 300mm</p>	 <p>Min cab size 400mm</p>	 <p>Min cab size 450mm</p>	 <p>Min cab size 600mm</p>	 <p>Min cab size 600mm</p>
ETROUND 170U EU/17/U/MS/034	ETROUND 340U EU/34/U/MS/035	ETROUND 400U EU/40/U/MS/036	ETROUND 550U EU/55/U/MS/037	ETRODUO 589/450U REV ED/5845/U/MS REV/031
p27	p28	p29	p30	p31

 <p>Min cab size 600mm</p>	 <p>Min cab size 600mm</p>	 <p>Min cab size 800mm</p>	 <p>Min cab size 800mm</p>	 <p>Min cab size 1000mm</p>
ETRODUO 589/450U BBL ED/5845/U/MS BBL/032	ETRODUO 589/450U BBR ED/5845/U/MS BBR/033	ETRODUO 781/450 BBL ED/7845/U/MS/ BBL/100	ETRODUO 781/450 BBR ED/7845/U/MS/ BBR/101	ETROTRIO 960/450U ET/9645/U/MS/102
p32	p32	p33	p33	p34
 <p>Min cab size 300mm</p>	 <p>Min cab size 400mm</p>	 <p>Min cab size 600mm</p>	 <p>Min cab size 400mm</p>	 <p>Min cab size 600mm</p>
ETROUND 210UC EU/21/U/C/092-WH	ETROUND 325UC EU/32/U/C/093-WH	ETRODUO 343/136UC ED/3413/U/C/091-WH	VELOREUNO 860i VU/86/I/REV/047	VELOREDUO 100i VD/100/P/REV/048
p36	p37	p38	p40	p41
 <p>Min cab size 600mm</p>				
VELOREDUO 101i VD/101/P/REV/049	FONTAINE Chrome FON/01/CH	COURBE Chrome COU/01/CH Brushed Steel COU/02/BS	CASCADE Chrome CAS/01/CH Brushed Steel CAS/02/BS	PLUIE Chrome PLU/01/CH Brushed Steel PLU/02/BS
p42	p44	p45	p46	p47
				
GRANDE Chrome GRA/01/CH Brushed Steel GRA/02/BS	CURVATO Chrome CUR/01/CH Brushed Steel CUR/02/BS	RUSCELLO Chrome RUS/01/CH Brushed Steel RUS/02/BS	VERSARE Chrome VER/01/CH Brushed Steel VER/02/BS	NOVANTA Chrome NOV/01/CH Brushed Steel NOV/02/BS
p48	p49	p50	p51	p52
				
CURVATO TRIO Chrome CUR/01/TR/CH Brushed Steel CUR/02/TR/BS	SPRUZZO Chrome SPR/01/CH Brushed Steel SPR/02/BS			
p53	p55			



The 1810 Company is a constantly evolving business, and although we do update our printed literature 3 times a year. We can't always include our latest products, so please visit our website for the latest news, technical advice and information.

www.the1810company.co.uk

Care & Cleaning

General care of The 1810 Company stainless steel sink and tap

Sink

Discolouration and most marks on stainless steel are caused by water-borne deposits clinging to its surface. They are always the result of an outside source rather than coming from the steel itself. Such stains are often seen as a “rainbow-effect” and can be avoided completely by removing wet cleaning aids (cloths, containers etc.) from the sink after use so as to avoid watermarking and rust stains.

One of the best ways to care for the sink is to clean it with a product called ‘ShinySinks’ (available from most major supermarkets) which can be used daily. It is helpful to dry the sink thoroughly after cleaning.

Avoid:

- (a) the use of plastic bowls for washing up, as these cause heavy localised scratching;
- (b) leaving salt, vinegar, citric fruit juices, mustard or pickles on the surface for any length of time as they can cause corrosion;
- (c) abrasive cleaners such as bleach, scourers or wire woolpads.

Tap

Care needs to be taken not to damage the tap finish – cleaning should be gentle with a rinsed soft mild soapy cloth only. If limescale is a problem around the nozzle then gentle use of a small brush with some lemon juice will help alleviate the problem –taking care to rinse away any remaining lemon juice from the tap.

Scratching – stainless steel

The surface scratches which appear on stainless steel sinks rarely have any appreciable depth and will become less noticeable with age. A stainless steel sink will develop a patina with time and will look better a year after installation than during the first few months of use due to the fact that the scratching will have evened out. All sinks manufactured in stainless steel perform in exactly the same way in this respect be they manufactured by The 1810 Company or a competitor. We recommend the use of ‘ShinySinks’ which when used regularly will assist in maintaining your sink.

We would point out that the use of a plastic washing up bowl will over time cause the development of regular abrasion marks over the sink’s surface. Inox Cream – for use on stainless steel to be used after ‘ShinySinks’. To use the Inox Cream, apply with a damp cloth (like a J-Cloth) using circular motions, allow to dry (to a white powder), then buff off with kitchen roll. The Inox Cream forms a waterproof layer on your sink, which helps the water drain off easier.

Rust Spots – stainless steel

The 1810 Company are extremely stringent in the quality and standards required from the steel suppliers. The material used is high quality stainless steel which is metallurgically incapable of rusting or corroding in normal household conditions.

It can, however, harbour ferrous particles from the water supply and these often occur with newer installations when the pipework is disturbed, or from ‘wire’ scouring pads or utensils. These filings get deposited and cling to the sink surface and unless removed will rust.

In this instance we would recommend that the sink is cleaned thoroughly using a product called ‘Bar Keepers Friend’. This should be sprinkled onto the sink and scrubbed into a paste with a stiff nylon nailbrush (NB simply using a nylon washing up brush is not sufficient as the product needs to be worked into the ‘valleys’ of the texture of the sink), which should be left on the sink for at least thirty minutes before thoroughly rinsing off. We would point out that unless the particles are completely removed they will return. It is therefore very important that after cleaning the sink, it is dried thoroughly.

This process needs to continue at least daily for a period of 7 to 10 days until the problem disappears. The problem is sometimes particularly obstinate to remove and it may take several attempts to restore the sink to its pristine condition. We would also recommend that a product such as ‘ShinySinks’ is used following each application of ‘Bar Keepers Friend’. For information, ‘Bar Keepers Friend’ is available at Sainsburys, John Lewis, Lakeland, Waitrose, larger branches of Tesco and general hardware stores.

E-Cloth™ – for use on stainless steel

The 1810 Company recommend The E-Cloth™ for use on our stainless steel sinks. The E-Cloth™ contains no chemicals, but millions of fibres which literally wipe away all dirt, including grease, using just water. The E-Cloth™ is available from John Lewis stores, House of Fraser, Selfridges, Comet and Currys. Also available by mail order from The 1810 Company.

Contact us on
t. +44 (0) 1978 660 770
f. +44 (0) 1978 660 771
e. sales@the1810company.co.uk

Cleaning Products

Product Name:
‘Bar Keepers Friend’ Professional Formula Powder Cleaner.

INGREDIENTS: Blend of mineral Surfactant, Oxalic Acid, Inert Mineral Filler, Citric Acid Monohydrate, Thickening Agent, Fragrance.

Product Name:
‘ShinySinks’ Cream Cleaner (Professional).

INGREDIENTS: Water based blend of Mineral Surfactant, Citric Acid Monohydrate, Inert Filler, Thickening Agent, Fragrance and Preservatives.

Product Name:
Inox Cream.

INGREDIENTS: Water based emulsion (water content76%), contains citric acid (4%) In case of eye contact rinse thoroughly with water. Avoid prolonged contact with skin, wash off with soap and water.

Care & Cleaning of your CERAMICA | PURO Sink

Cleaning

Your new 1810 company Ceramic Sink is a high quality product, and has an impervious surface that is resistant to most household cleaning products and chemicals. Our products are carefully tested to be sure they perform to the highest standards. Please use a damp clean cloth for general cleaning.

Should you need to remove grease, soap and water marks, a proprietary bathroom cleaner should be used. Please be sure that the products are non abrasive, as they will dull the gloss surface of the product if used. Using a diluted bleach solution twice weekly applied with a sponge or soft cloth, then rinsed thoroughly with lots of water, will maintain the surface shine and keep your sink hygienically clean.

(NB: Care should always be taken when using bleach, please read manufacturers instructions for use.) Tougher limescale deposits can usually be removed using household vinegar or similar vinegar solutions.

Care should be taken when using substances containing fluoride. Always ensure that any deposits are removed immediately before they can cause damage to the sinks surface. Any stubborn marks on the surface can be removed by liquid or cream bathroom cleaner, but marks such as those caused by iron or aluminium saucepans or similar objects can be removed using specialist cleaning products such as ‘Astonish Oven and Cookware Cleaner’ which is available from most supermarkets or online at ‘www.astonishcleaners.com’.

Care

Your new sink has a glazed ceramic surface, which although very strong, can be damaged by sharp metallic objects such as cutlery. Special care must be taken not to drop metal objects onto the surface of your sink.

Warranty Information

The 1810 Company products feature the highest degree of technology, quality and design. As a result, we are proud to offer the following warranty.

Sinks

The 1810 Company warrants its sinks to be free of manufacturing defects in material and workmanship under normal residential usage for 75 years.

Taps

All taps installed in a private residence carry a 2 year warranty on all mechanical parts to be free of manufacturing defects in material and workmanship under normal usage. All finishes carry a 2 year warranty.

General

In the event of a warranty claim, the owner will be required to provide proof of purchase, a sales receipt. This warranty covers all components which make the product operational. The 1810 Company, at its option, may repair or replace the product or components necessary to restore the product to good working condition. The 1810 Company reserves the right to inspect the installation prior to the actual replacement of the product or component part.

This warranty does not cover misuse or abuse, accidental damages, scuffs or scratches, improper installation, abnormal usage, negligence or damage caused by improper maintenance or cleaning. Normal wear of parts is excluded from the warranty. Damage caused by impurities or acts beyond our control are not covered. Any product or part which has been repaired or altered in any manner outside of The 1810 Company’s factory, unless previously authorised in writing by The 1810 Company, will void warranty. Any replacement excludes transportation and any labour re-installation costs.

KC3771 / Product Range 2012/v5
Design by kancho.co.uk



BK House Ash Road South
Wrexham Ind Est Wrexham LL13 9UG

t. +44 (0) 1978 660 770
f. +44 (0) 1978 660 771

e. sales@the1810company.co.uk
w. www.the1810company.co.uk